

**Operational mode** Mains parallel operation with net replacement function

**Energy efficiency** <sup>1)</sup> **A++**  
**Seasonal heating efficiency** <sup>2)</sup> **301.9 %**

**Fuel** **Natural gas**  
**Calorific value** **integrated**

<i>stepless modulation range</i>	- 100 % -	- 50 % -
<b>Electric output</b> ( $P_{el}$ )	<b>75.0 kW</b>	<b>37.5 kW</b>
<b>Thermal output</b> <sup>8)</sup> ( $P_{th}$ )		
Return-temperature 30 °C <sup>9)</sup>	144.2 kW	93.5 kW
Return-temperature 40 °C	<b>139.8 kW</b>	<b>92.8 kW</b>
Return-temperature 60 °C	125.2 kW	83.7 kW
<b>Fuel consumption</b> <sup>1)</sup>		
Return-temperature 40 °C	<b>209.6 kW</b>	<b>128.3 kW</b>
Return-temperature 60 °C	209.4 kW	128.6 kW
<b>CHPP coefficient</b> <sup>3)</sup>	<b>0.54</b>	0.40

- All following information at rated power (100 %) and 40 °C return -

<b>Efficiency</b>	- EN 50465 -	- actual value -
<b>Total efficiency</b>	<b>102.5 %</b>	97.4 %
<b>Electric efficiency</b>	<b>35.8 %</b>	34.0 %
<b>Thermal efficiency</b>	<b>66.7 %</b>	63.4 %
<b>Primary energy savings</b> <sup>4)</sup>	<b>34.4 %</b>	30.9 %
<b>Primary energy factor</b> $f_{PE,WV}$ <sup>7)</sup>	<b>0.15</b>	0.23
<b>Total annual use efficiency</b> <sup>4)</sup>	<b>102.5 %</b>	97.4 %

**Gas connection pressure** **20-50 mbar**  
**Gas flow pressure** **≥ 16 mbar**  
**Flow rate** with natural gas-H **22.1 Nm<sup>3</sup>/h** (10.0 kWh/m<sup>3</sup>)  
**Flow temperature** **max. 90 °C**  
**Return temperature** **max. 70 °C**  
**Max. System pressure** **4 bar** (heating side)

**Supply air volume flow** **min. 1462 m<sup>3</sup>/h** (1725 kg/h)  
**Combustion air requirement** **min. 242 m<sup>3</sup>/h** (286 kg/h)  
**Ambient temperature** **5 °C to max. 35 °C**

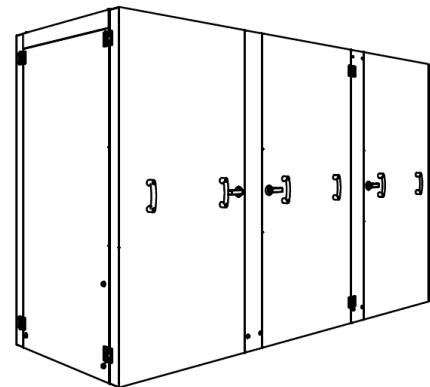
**Exhaust gas emissions** at 5 Vol% remaining oxygen  
CO (carbon monoxide) < 100 mg/m<sup>3</sup>  
NOx (nitrogen oxide) < 100 mg/m<sup>3</sup>  
CH<sub>2</sub>O (formaldehyde) < 1 mg/m<sup>3</sup>

**Exhaust gas temperature** <sup>3)</sup> **max. 130 °C**  
**Exhaust gas volume flow** **~ 259 m<sup>3</sup>/h**  
**Exhaust gas mass flow** dry **~ 285 kg/h**  
**Exhaust gas back pressure** <sup>5)</sup> **max. 5 mbar** after CS

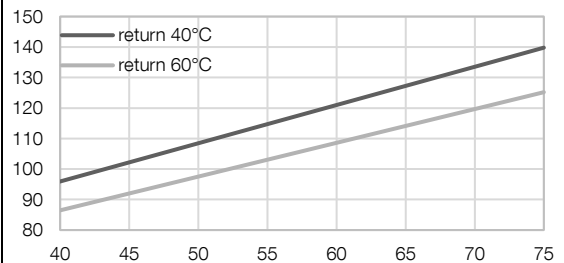
**Sound pressure level CHPP** <sup>6)</sup> **56.8 dB(A)** (1 m distance)

### CHPP: Dimensions, weights and connections

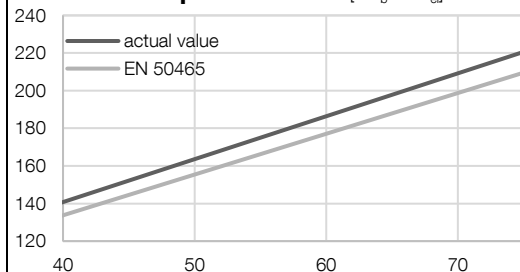
L x W x H CHPP (w/o handles)	2.64 x 0.96 x 1.71 m
Weight CHPP incl. oil + water	2320 kg
ø x H CS <sup>5)</sup>	0.42 x 1.88 (w/o flanges)
Weight CS <sup>5)</sup>	72 kg
Colour CHPP	Pantone 5517C
Heating connections	R 1 1/2" Flow (warm) R 1 1/2" Return (cold)
Exhaust gas connection CS <sup>5)</sup>	DN120 (Jeremias ew-kl)
Gas connection	R 1"



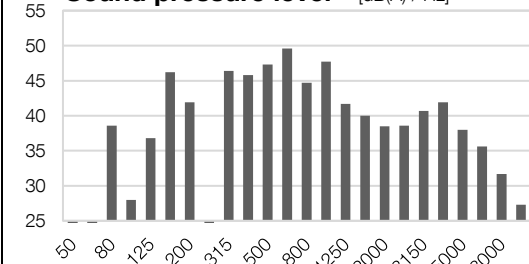
**Output curve** [kW<sub>th</sub> / kW<sub>el</sub>]



**Consumption curve** <sup>3)</sup> [kW<sub>b</sub> / kW<sub>el</sub>]



**Sound pressure level** <sup>6)</sup> [dB(A) / Hz]



<sup>1)</sup> According to EN 50465, tolerance 5 %

<sup>2)</sup> Seasonal space heating efficiency CHP according to DIN EN 50465:2015, Kap. 7.6.2.2

<sup>3)</sup> Return-temperature 40 °C

<sup>4)</sup> According to EU RL 2004/8/EG with 100 % internal use

<sup>5)</sup> Combination silencer

<sup>6)</sup> According to DIN EN ISO 3744:2011-2

<sup>7)</sup> According to EnEV 2014:  $f_{FE}$ -power = 2.8

<sup>8)</sup> System as new values

<sup>9)</sup> Calculated values only

<b>Engine</b>	<b>K74S</b>
Type	Straight engine (Otto)
Operation	4-stroke
Cylinder	6
Displacement	7.4 litres
Nominal engine speed	1500 1/min

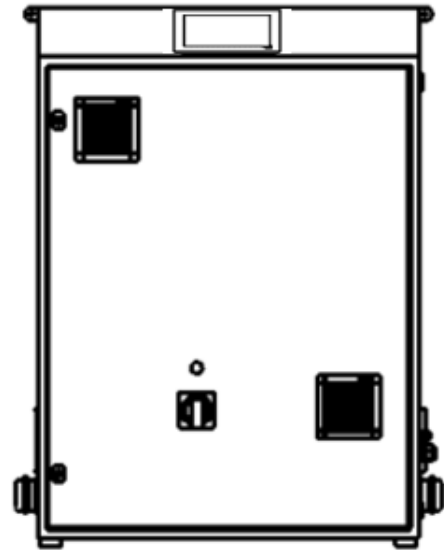
<b>Cabinet: Dimensions and weight</b>	
<i>(floor standing cabinet, side connections, standard cable set 6 m)</i>	
W x D x H	0.90 x 0.31 x 1.27 m
Weight	105 kg
Colour	Pantone 5517C

<b>Synchronous generator</b>	<b>Leroy Somer LSA</b>
Cooling	air-cooled
Power	91.0 kW
Rated voltage	400 V
Rated current	164.5 A
Frequency	50 Hz

<b>Electrical data smartblock 75s</b>	
max. effective power $PA_{max}$	75.0 kW
max. apparent power $SA_{max}$	83.3 kVA
cos $\varphi$	0.90 cap. ... 0.90 ind.
Nominal current $I_N$	120.3 A
Nominal voltage $U_N$	400 V AC
Grid feed	three-phase
Island operation mode available	yes
Motor start provided	no
Starting current $I_A$	0 A
Subtransient reactance $X''_d$	9.1 %
Short-circuit resistance of the system $I_k$	10 kA
Reactive power compensation	present
Number of compensation steps	stepless
Own consumption (Stand-by)	0.060 kW
Enclosure rating (DIN EN 60529)	IP 20
Line protection at building site	NH-fuse 160 A gG

**Connection to the low voltage grid**  
 Operational mode according to VDE-AR-N 4105  
 "Generation units at the low voltage grid - technical minimum requirements for connection and parallel operation of generation units at the low voltage grid"

<b>Settings grid protection (VDE-AR-N 4105)</b>	
Voltage drop protection $U<$	0.8 UN (100 ms)
Voltage increase protection $U>$	1.1 UN (100 ms)
Voltage increase protection $U>>$	1.15 UN (100 ms)
Frequency drop protection $f<$	47.5 Hz (100 ms)
Frequency increase protection $f>$	51.5 Hz (100 ms)



**smartblock 75s control BR18**

The freely programmable PLC system is equipped with analogue resistive touch screen display for controlling, regulating, counting and visualization, which are required for operating the CHP. The 10.1" display shows information from the CHP and the current status of the system.

The BR18 can optionally be expanded by a heating control system, requirement peak load boiler (up to 2 boilers), data transfer via LAN and Internet with an error notification via email (only with DSL) and an interface connection to external systems (Ethernet UDP, Mod-Bus RTU/TCP, RK512, 3964R).

Additionally, the CHPP can be connected to virtual power plants using VHP-Ready and net.strom.

Standard reference conditions according to EN 50465: The technical data are based on natural gas H with a heating value of 10,0 kWh/Nm<sup>3</sup> (Total air pressure 100 kPa, air temperature 25 °C, relative humidity 30 %, 0m above sea level). The nominal power can be less, depending on the actual height above sea level. The tolerance of the specific fuel consumption is +5 % at nominal power (EN 50465) and the tolerance of the usable thermal output is 7 % at nominal power. We reserve the right to change data and characteristics without prior notice in accordance with our business policy and the ongoing development process. All details refer to systems as new without wear and tear or traces of usage.